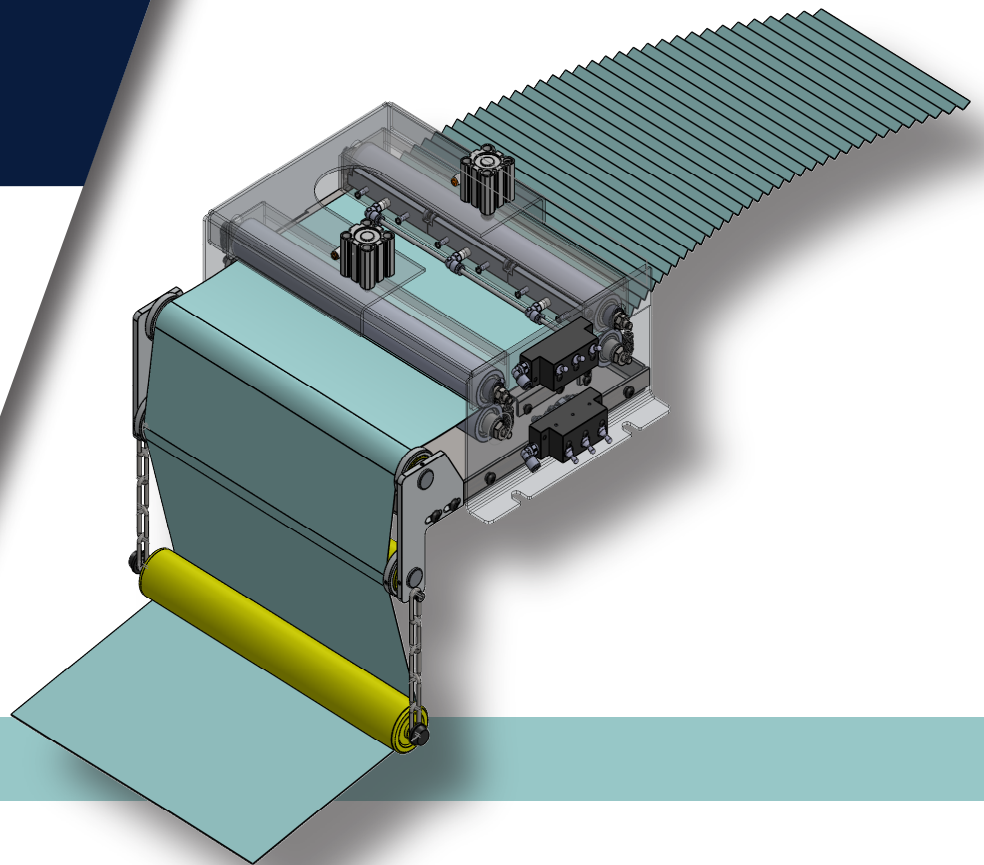


FinCoater

Light lubricant coating for fin presses

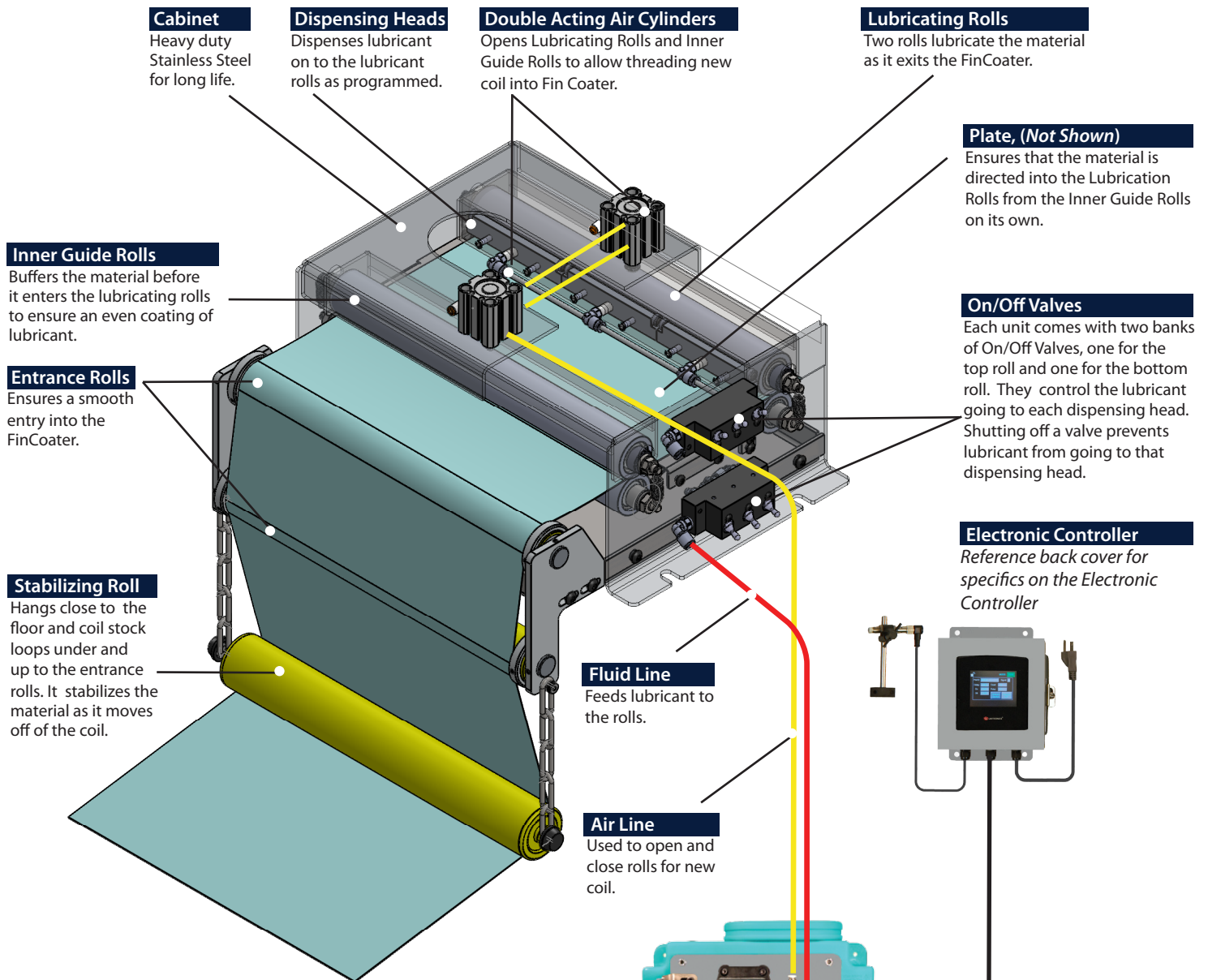


www.chemarrow.com




How It Works

The ideal roller coater to apply a very light coating of lubricant to thin gauge material as it enters the fin press. Computer controlled to dispense the correct amount of lubricant to the material on each stroke of the press. Two sets of rolls for exceptional application control. Shown below are all of the FinCoater features.



A Reservoir complete with Pump to feed lubricant to the FinCoater. The Pump is controlled by the Electronic Controller. When it receives a command from the controller the pump is allowed to move the programmed amount of lubricant to the Rolls. An On/Off Valve is on the Reservoir to open and close the Rolls when a new coil has to be feed through the Fin Coater.



Lubricant Supply System

Contact your Chem Arrow sales representative for cost savings potential, return on investment, trialing recommendations and product delivery time frame.

Complete a FinCoater Quote Dimensions form to get specific model recommendations for a press. FinCoater Models are specified based on press metal widest width.


Form is available upon request from your Chem Arrow sales representative.

Basic FinCoater

Includes On/Off Valves **ATTACHED** to Cabinet, Felt inner Guide Rolls, Entrance Rolls and Stabilizing Roll.



Lubricating Rolls ordered Separately.

- FP8013** - Up to 13" Coil Stock
Three Dispensing Heads per Roll
- FP8019** - Up to 19" Coil Stock
Five Dispensing Heads per Roll
- FP8025** - Up to 25" Coil Stock
Five Dispensing Heads Per Roll
- FP8031** - Up to 31" Coil Stock
Five Dispensing Heads per Roll
- FP8037** - Up to 37" Coil Stock
Seven Dispensing Heads per Roll
- FP8043** - Up to 43" Coil Stock
Seven Dispensing Heads per Roll
- FP8049** - Up to 49" Coil Stock
Seven Dispensing Heads per Roll

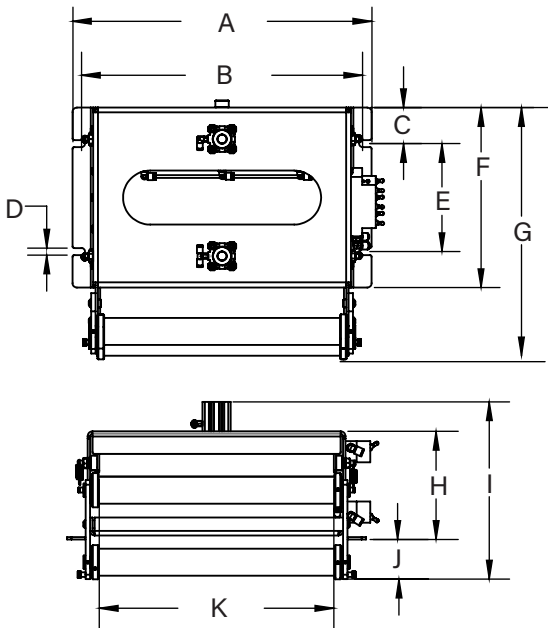


Lubricating Felt Rolls

The Felt Roll are absorbent giving more versatility in the lubricant thickness being applied to the stock. A small amount of lubricant can provide a light almost invisible coating to the stock. Increasing the amount of lubricant will provide a medium or heavier coating.



FinCoater Dimensions



| FinCoater | A | B | C | D | E | F | G | H | I | K |
|-----------------|-------|-------|------|------|------|-------|--------|-------|------|-------|
| FP8013 & FP9213 | 16.62 | 15.62 | 2.00 | 0.39 | 6.00 | 10.00 | 13.800 | 9.90 | 2.20 | 13.00 |
| FP8019 & FP8219 | 22.62 | 21.62 | 2.00 | 0.39 | 6.00 | 10.00 | 13.800 | 9.90 | 2.20 | 19.00 |
| FP8025 & FP8225 | 28.62 | 27.62 | 2.00 | 0.39 | 6.00 | 10.00 | 13.800 | 9.90 | 2.20 | 25.00 |
| FP8031 & FP8231 | 34.62 | 33.62 | 3.00 | 0.39 | 6.00 | 12.00 | 16.525 | 12.30 | 2.20 | 35.00 |
| FP8037 & FP8237 | 40.62 | 39.62 | 3.00 | 0.39 | 6.00 | 12.00 | 16.525 | 12.30 | 2.20 | 37.00 |
| FP8043 & FP8243 | 46.79 | 45.79 | 3.00 | 0.39 | 6.00 | 12.00 | 16.525 | 12.30 | 2.20 | 43.00 |
| FP8049 & FP8249 | 52.62 | 51.62 | 3.00 | 0.39 | 6.00 | 12.00 | 16.525 | 12.30 | 2.20 | 49.00 |

Above measurements are listed in inches.



FC-4000 & FC-4002
One Output & Two Outputs

Controller: Regulates when lubricant is dispensed and how much is dispensed.

Includes:

Proximity Sensor: Senses when an object passes by it and sends signal to the Controller

Touch Screen: Visually set program parameters.


Lockout: Prevents unauthorized personnel from changing the program.

Time Delay: Determines how long a delay will transpire before activating the Diaphragm Pump after a signal is received.

Pulsator: Gives the Pump multiple actuations per cycle of the press.

Counter: Allows the Pump to actuate on cycle of the press from 1 - 99.

Memory: Memory functions allows 99 settings.



Reservoir with Pump
and On/Off Valve

Reservoir & Pump Modules

FP7324 Four Gallon Reservoir

FP7328 Eight Gallon Reservoir

FP7330 Fifteen Gallon Reservoir

Pump: Pumps lubricant to the FinCoater when the Solenoid Valve is activated.

Solenoid Valve: Will open when it receives a command from the Electronic Controller.

Air Valve: Used to Open/Close the Lubricating Rolls and the Inner Guide Rolls to allow new coil to be threaded into the FinCoater.

Air Regulator: Adjust the air pressure to the pump to regulate the pressure that the lubricant is fed to the Lubricating Rolls.



Chem Arrow Corporation | 13643 Live Oak Lane | Irwindale, CA 91706 USA

Tel: +1-626-358-2255 | Fax: +1-626-359-8190 | hvac@chemarrow.com | www.chemarrow.com